



Apple Network Administrator Toolkit 2.5

Powerful tools for network management.

Finally there's powerful yet easy-to-use management software for networked Macintosh systems. The Apple Network Administrator Toolkit has the applications you need to control and manage all the systems on your network from a single point.

Whether you're a teacher, a computer lab director, or the administrator of a business network, the Apple Network Administrator Toolkit can help you stay productive and keep your networked systems running securely and efficiently. It can make your job easier from the moment you start using its comprehensive suite of tools.

Protect applications, documents, CDs, and system settings on all your Macintosh computers with the latest version of Apple Computer's popular security and access management tool, At Ease for Workgroups 5.0. You can create different At Ease configurations and assign privileges for each setup—all from a central location. You also have a choice of interfaces for each workgroup: the simplified At Ease interface, a secure version of the traditional Mac OS desktop, or the standard Finder software. Simply assign the working environment most appropriate for each user or group. And, using a WebSTAR API-compatible web server, you can allow users to access their documents from home over the Internet.

With Apple Network Assistant 3.5 software, you can manage a group of networked Macintosh computers from a central location over TCP/IP and AppleTalk networks. Ensure that everyone is using the right version of each application. Check the version numbers on each networked computer, then quickly create a list of systems to be updated.

You can also restart or shut down multiple systems with a single click, quickly and easily restore a computer's hard disk to a known configuration, and delete unnecessary files from multiple systems in one simple step.

The screen-sharing function of Apple Network Assistant allows you to give personal assistance. Let users view your screen while you perform a task, or share someone else's screen with everyone. View multiple users' screens at once, or get a closer look at each screen one by one. Even take control of a user's system to demonstrate an action.

Apple User and Group Manager software can save you time and effort by letting you consolidate user lists from multiple sources. Add users quickly by copying part or all of a list from one server to another, or by importing student or employee lists. You can also create users and groups, and change passwords.

With the Apple Network Administrator Toolkit, teachers and administrators can control their entire network from a single system, enhancing the learning environment with tools for communication and cooperation.

Key Features

Flexible access and management

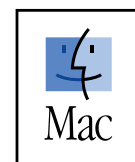

- Assign different interfaces for novice and advanced users
- Define application and document access privileges for each user or group
- Control access to selected applications, files, CD-ROMs, servers, printers, and other resources
- Set the maximum number of pages each user can print

Networkwide management

- Manage all your networked Macintosh computers from a single location
- Check software versions, file modification dates, disk space, amount of RAM, and other system attributes
- Restore a system's hard disk to a previous configuration
- Help users with computer tasks by sharing your screen or by viewing or controlling theirs

User and group management

- Consolidate user lists from multiple sources
- Drag and drop user and group data from one service to another
- Create user lists from existing school registers or employee databases





Apple Network Administrator Toolkit 2.5

Features

Benefits

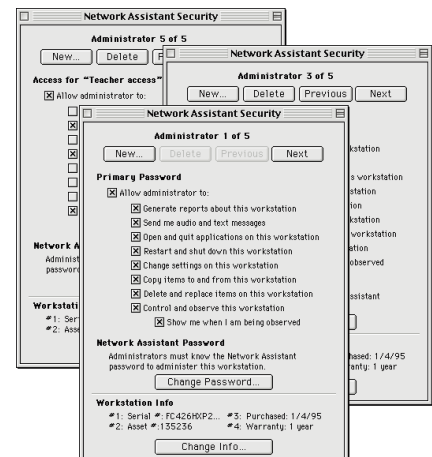
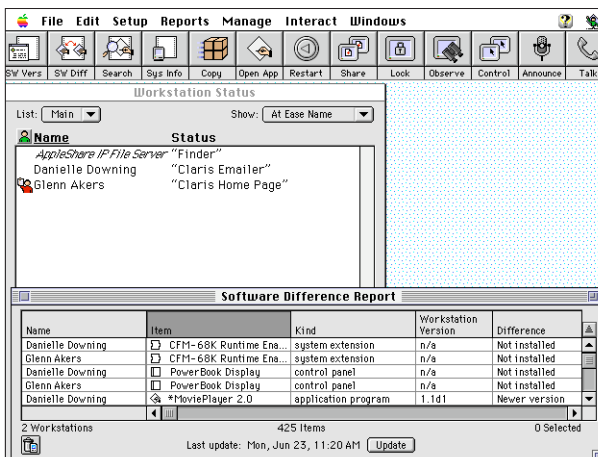
At Ease for Workgroups 5.0

Multiple access controls	<ul style="list-style-type: none"> • Applications • Documents • Folders • Apple Menu items 	<ul style="list-style-type: none"> • User's local hard disk • Servers • Removable media • Printers
Document access over the Internet	<ul style="list-style-type: none"> • Allow students to access their work from home 	
Multiple user types	<ul style="list-style-type: none"> • Administrator (full privileges) • Teacher (full or limited privileges) • Student (limited privileges) • Guardian (limited privileges) 	
Configurable access to folders on the startup disk	<ul style="list-style-type: none"> • Create protected folders on the student's computer with access privileges similar to those of AppleShare 	
Shared folders	<ul style="list-style-type: none"> • Provide drop boxes for student assignments and teacher handouts 	
Save and restore application preferences	<ul style="list-style-type: none"> • Preserve student bookmarks, e-mail addresses, and other application settings • Choose from a preconfigured list of Internet applications or define your own 	
Up to 200 different setups	<ul style="list-style-type: none"> • Include any combination of students, teachers, and administrators in each setup 	
Setup helper	<ul style="list-style-type: none"> • Easy step-by-step configuration 	
Choice of interfaces	<ul style="list-style-type: none"> • Select At Ease, restricted Finder, or full Finder for each setup 	
Centralized server-based file storage	<ul style="list-style-type: none"> • Allow students to use any computer on the network and have access to their documents 	
Configurable quotas	<ul style="list-style-type: none"> • Allows a maximum amount of disk space or pages printed per session 	

Features

Benefits

Flexible save options (as access privileges allow)	<ul style="list-style-type: none"> • Allow files to be saved to the local disk, to a server, or to removable-media devices
Security options	<ul style="list-style-type: none"> • Disable logon after a certain number of password attempts • Prevent users from changing their passwords • Log machine names and IP addresses • Allow users to log in by selecting their user names from a displayed list, or require them to type in their user names • Provide password hints for young students • Disallow access to audio CDs
eMate Classroom Connection	<ul style="list-style-type: none"> • Remote administration of server preferences
Apple Network Assistant 3.5	
(Unless otherwise noted, all listed features can be performed on multiple systems at once. For more information on Apple Network Assistant 3.5, visit www.apple.com .)	
Access to all functions via AppleTalk or TCP/IP network	<ul style="list-style-type: none"> • Manage systems on your LAN and WAN • Easily capture multiple systems on TCP/IP-only networks
Screen-sharing options	<ul style="list-style-type: none"> • Observe and control another workstation (usable by 28.8-Kbps modems) • Display your screen or that of a user's system on other systems • Watch up to 50 screens in a rotating cycle (4 at a time) • Send only screen changes made by QuickDraw • Share control with a user • Let users know when their systems are being observed



With Apple Network Assistant software, you can quickly update applications on user systems throughout a network.

Set up five different levels of administrator access, each with its own password.



Manage all your networked Macintosh systems at once with this powerful suite of easy-to-use tools. Control access to applications, files, CDs, and other items; update software on multiple systems with a single click; share your screen with users you're assisting; and much more. The toolkit can make your job easier from the moment you start using it.

Features

Benefits

Drag-and-drop copying

- Copy files from the administrative system to multiple user systems quickly and easily
- Copy files from one or more user systems to the administrative system, or to other user systems
- Have items automatically put in the proper location on the destination system based on their location on the originating system, or specify another location
- Experience fast performance even when copying to hundreds of systems

System management features

- Change or update up to 10 system settings, such as sound volume or printer selection
- Delete files and folders
- Quit applications
- Empty the Finder Trash
- Rebuild the desktop
- Open an application or a document
- Restart or shut down the system
- Rename the system
- Schedule systems to start up in the morning and shut down in the evening

Ease-of-use features

- Locate information in any window with the Find command
- Customize the command toolbar and assign command keys to toolbar items
- Select any items in a window by typing or by using arrow keys

Features

Benefits

Configuration, audit, and report options

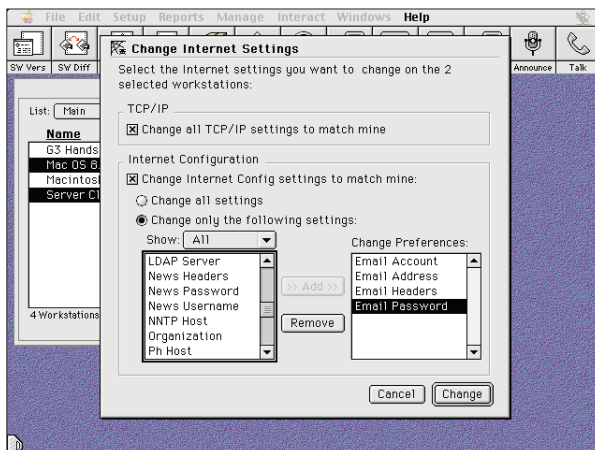
- Generate comprehensive reports, sorted on any column
- Determine hardware and system configurations
- Search for software on the network
- Check for outdated, missing, or extraneous software
- Verify the directory structure of the disks (HFS) on other user systems
- Test the network performance between your system and other user systems
- Show what access you are allowed on other user systems
- Search remote systems for specific files and folders
- Perform application auditing

Internet configuration options

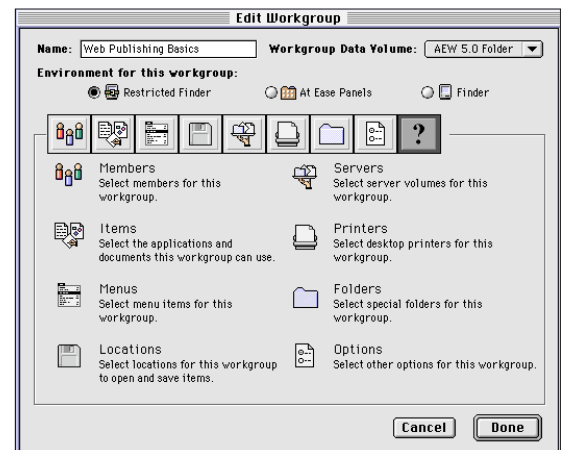
- Change TCP/IP addresses of other systems
- Update Open Transport or MacTCP settings
- Update any or all Internet Config 1.2 settings

Collaboration options

- Enable users to request help or leave a message for the administrator
- Have an interactive Text Chat or leave a text message for a user
- Broadcast audio messages to selected users or hold a two-way audio conversation with a user
- Lock computer screens and leave a text message or picture on the locked screen
- See when users last accessed their systems



Remotely configure essential system settings such as Internet connections.



At Ease for Workgroups lets you select the right interface for each user. Files, applications, and other resources are protected through access controls, no matter which interface is in use.



Apple Network Administrator Toolkit 2.5

Powerful tools for network management.

Top 10 Reasons to Upgrade

At Ease for Workgroups

1. Improved logon performance
2. Save and restore each student's application preferences (such as bookmarks)
3. Setup helper provides easy set-by-step configuration
4. Create protected folders with AppleShare-like security

5. At Ease Internet Client supports access from home

Apple Network Assistant 3.5

6. Keep your networked Macintosh systems running smoothly and efficiently
7. Configure TCP/IP settings, other Internet settings, and system settings remotely

8. Support systems over both TCP/IP and AppleTalk networks
9. Provide direct assistance to users anywhere on your network

User and Group Manager 1.1

10. Support for AppleShare IP 5.0 and At Ease for Workgroups 5.0

Product Features

Flexible access and management

- Choice of interfaces
- Configurable access
- Printing control

Networkwide management

- Centralized administration
- Comprehensive reports
- Disk restoration
- Shared screens

User and group management

- Easy list setup

At Ease for Workgroups 5.0

- 4,000 users maximum
- 1,000 users maximum per setup
- Up to 200 different setups

- Access controls
- Shared folders
- Setup helper
- Choice of interfaces
- Configurable quotas
- Save options
- Security options

Apple Network Assistant 3.5

- Maximum number of lists: 20
- Maximum number of workstations per list: 250
- TCP/IP support
- Screen-sharing options
- Share screen command supports up to 100 workstations
- Lock screen command supports up to 250 workstations

- Observe command supports up to 250 workstations
- Copy file and folders
- Copy hard disk command supports up to 50 workstations
- Configuration, audit, and report options
- Internet options
- Internet Config 1.2 support
- Collaboration options
- Announce command supports up to 50 workstations
- System management options
- Ease-of-use features

Apple User and Group Manager 1.1

- Find available network services
- Central user/group management

System Requirements

At Ease client systems

- Apple Macintosh computer (except Macintosh Plus)
- 4MB of RAM
- Mac OS 7.1 or later
- AppleShare client software (included with the Mac OS)
- AppleTalk network connection

At Ease administration system

Same as client systems, plus:

- 8MB of RAM
- Display with at least 640- by 480-pixel resolution
- CD-ROM drive (on administration system or server)

At Ease for Workgroups 5.0 server system

- Server software: AppleShare 3.0 or later (AppleShare 4.0 or later recommended)
- AppleTalk network connection (Ethernet recommended)

At Ease Internet access requirements

- WebSTAR API-compatible web server
- Browser that supports Java

Apple Network Assistant administration system

- Macintosh computer with a 68030 or later processor or PowerPC processor
- 8MB of RAM
- Mac OS 7.6.1 or later
- Display with at least 640- by 480-pixel resolution

- CD-ROM drive (on administration system or server)
- Network connection (Ethernet recommended; required for Talk, Announce, and Share Screen functions)

Apple Network Assistant client systems

- Macintosh computer with a 68020 or later processor or PowerPC processor
- 4MB of RAM
- Mac OS 7.6.1 or later
- Network connection (Ethernet recommended; required for Talk, Announce, and Share Screen functions)
- Talk and Announce functions require a dual-channel sound chip (allows you to play and record at the same time)
- Energy Saver 2.0.4 or later required for scheduled startup command

Ordering Information

Apple Network Administrator Toolkit 2.5

Order No. M6662LL/A—Education Upgrade
Order No. M6663LL/A—Education 10-Pack

For more information about this product, or to find out where to buy Apple products, visit www.apple.com or call 1-800-538-9696.

To order this product call 1-800-800-2775.

Apple Computer, Inc.
1 Infinite Loop
Cupertino, CA 95014
(408) 996-1010
www.apple.com

© 1998 Apple Computer, Inc. All rights reserved. Apple, the Apple logo, AppleShare, AppleTalk, Mac, Macintosh, the Mac logo, MacTCP and QuickDraw are trademarks of Apple Computer, Inc., registered in the U.S.A. and other countries. The Apple Store, At Ease, eMate, and Finder are trademarks of Apple Computer, Inc. Java is a trademark or registered trademark of Sun Microsystems, Inc. in the U.S. and other countries. Other product and company names mentioned herein may be trademarks of their respective companies. Mention of non-Apple products is for informational purposes only and constitutes neither an endorsement nor a recommendation. Apple assumes no responsibility with regard to the selection, performance, or use of these products. All understandings, agreements, or warranties, if any, take place directly between the vendors and the prospective users. Product specifications are subject to change without notice.
March 1999 L03410B